

1st Grade Newsletter

October 2018

Welcome to 1st Grade!

A Note from your Teachers

Welcome October! Are you looking forward to the changing season and being outside more to enjoy the changing colors and great weather? I know I am! We hope that as the school year is continuing you are finding a routine and getting adjusted to the online learning environment. We are here to help! Please reach out with any questions or concerns you may have about class connects and the bison on track calendar.

Math

In Math the next two weeks you will work on addition facts and addition strategies (xtramath.org resource below- Contact Mrs. Burkhart for student code/info)

Reading

In reading the next two weeks you will review and work on using ending consonants mp, sp, sk, st, nt and nch and beginning consonant bl. You will also practice reading and spelling sight words and identifying sounds in words.

Reminders

- Log into the OLS daily to complete lessons from the Bison On Track Calendar.
- Attend Class Connects as scheduled.
- Keep track of deadlines for assignments.
- Check email twice daily.
- Communication is key. Please reach out to your CFA or Course teacher for help. We are here to support you!

Contact Us:

Hannah Burkhart-Math
hburkhart@okvirtual.org
405-259-9478 ext. 3075
Christina McBride-Reading
cmcbride@okvirtual.org
405-259-9478 ext. 3086
Jessica Bryant-Reading
jbryant@okvirtual.org
405-259-9478 ext. 2143



10/5 Treyton S	10/13 Nevaeh L
10/6 Miranda P	10/13 Emily M
10/7 Morgan P	10/14 Hanna S
10/9 Ebiny L	10/14 Grayson P
10/10 Ashton B	10/14 Hallie M
10/10 Uvaldo C	10/14 Elijah M
10/10 Konur G	10/26 Rain S
10/10 Braelyn S	10/27 Lyric L
10/11 Jaily N	10/28 Ashlyn T
10/12 Sophia C	10/28 Robert P

Dates to Remember:

****Check the dates on the on track calendar for the writing assignment due dates.**

- ❖ Oct. 9 iReady reading assessment
- ❖ Oct. 12- Last day of Quarter 1
- ❖ Oct. 18-19 Fall Break

Below you will find some great resources for reading.



Dear parent of **1st Grade Student**:

We are using a program called XtraMath to increase speed and accuracy in arithmetic. 1st Grade Student is invited to spend a few minutes each day practicing math on a computer, tablet, or phone.

If you would like 1st Grade Student to do XtraMath on a tablet or smartphone, look for XtraMath in the app store. The app costs \$5. On a laptop or desktop computer, he/she can do XtraMath for free at xtramath.org.



Here's what you need to do: In the app or on the website, select **Enroll**.



This will (1) create a parent account for you if you don't have one, (2) link 1st Grade Student's account to your account so you can review his/her progress, and (3) save 1st Grade Student's account information for easy sign-in on that computer or device.

If you already have a parent account for 1st Grade Student from a previous class or personal use, then this enrollment process will allow 1st Grade Student to resume XtraMath where he/she left off rather than starting over in my classroom.

For more information about XtraMath watch the videos on their website, xtramath.org.

Think of XtraMath as a math vitamin! For best results, 1st Grade Student should do XtraMath once per day as regularly as possible. It only takes a few minutes so make it a part of your daily routine. Math facts are the building blocks of your child's math education and your child will be well rewarded for the time they spend practicing on XtraMath.


Thank you!
Mrs. Burkhart


Reading At Home...

Can Make A HUGE Difference!



Choose Books That Are At An Appropriate Reading Level For Your Child

 Use the five finger rule. Open the book to any page and ask your child to read. Put up a finger every time your child does not know a word. If you have put up more than five fingers before the end of the page, this book is too hard for your child.


 Choose books that match your child's likes and interests.



Make Reading A Part Of Your Family Time!


Family time is so important... Why not make reading part of this valuable time with your kids? Here are some tips for integrating reading into our daily family activities:

- Read bedtime stories
- Play a board game
- Visit your local library
- Read a recipe and cook something yummy together!
- Create a comfy reading space in your home.
- Put your child in charge of reading the grocery list at the store.




Keep plenty of reading materials in your home: books, magazines, newspapers, and comic books. Children enjoy having a variety of reading materials!

15-20
minutes is
plenty for
a beginning
reader!




How To Read With A Beginning Reader:

- Encourage your child to use his/her finger to point to each word.
- Read a sentence and have your child repeat it.
- Take turns reading a sentence each or a page each.
- Talk about the story as you read it. What do you think will happen next? What does this story remind you of? How do you think this character feels?
- Don't be afraid to read the same book again! Repeated reading helps build reading fluency!



Check For Understanding

- ✓ Start the book by making predictions. What do you think will happen in this story?
- ✓ Ask questions and make comments during the reading process.
- ✓ After reading a book, have your child tell you the events from the story in the correct order.
- ✓ What was the problem in this story?
- ✓ How did the character feel when...?
- ✓ Encourage your child to make connections. Does this story remind you of another book you read, an event in your life, a movie?



Read Books Online!

There are many fun and interactive websites for literacy.

Here are a few FREE online resources:

www.starfall.com

www.speakaboos.com

www.spellingcity.com

www.wegivebooks.org

<http://interactivesites.weebly.com>