

2nd Grade Calendar

Week of November 19

Weeks 15-16

Mon, Nov 19, 2018-Fri, Nov 30, 2018

Mon	Math	6.8
	Literature and Comprehension	15.5
11/19/2018	Handwriting	13.2
	Spelling	13.1
	Vocabulary	7.9
	Writing Skills	8.5
	History	4.4
	Social Studies	
	Science	
	Electives	
Tues	Math	
	Literature and Comprehension	15.6
11/20/2018	Handwriting	13.3
	Spelling	13.2
	Vocabulary	7.1
	Writing Skills	24.1
	History	
	Social Studies	
	Science	
	Electives	
Wed	Math	
	Literature and Comprehension	
11/21/2018	Handwriting	
NO SCHOOL Thanksgiving Break	Spelling	
	Vocabulary	
	Writing Skills	
	History	
	Social Studies	
	Science	
	Electives	
Thurs	Math	
	Literature and Comprehension	
11/22/2018	Handwriting	
NO SCHOOL Thanksgiving Break	Spelling	
	Vocabulary	
	Writing Skills	
	History	
	Social Studies	
	Science	
	Electives	
Fri	Math	
	Literature and Comprehension	
11/23/2018	Handwriting	
	Spelling	

NO SCHOOL Thanksgiving Break	Vocabulary	
	Writing Skills	
	History	
	Social Studies	
	Science	
	Electives	

2nd Grade Bison On Track Calendar		Week of November 26 Weeks 15-16 Mon, Nov 19, 2018-Fri, Nov 30, 2018
Mon	Math	Unit 6.10
	Literature and Comprehension	15.7
11/26/2018	Handwriting	13.4
	Spelling	13.3
	Vocabulary	8.1
	Writing Skills	24.2
	History	4.5
	Social Studies	
	Science	
	Electives	
Tues	Math	6.11
	Literature and Comprehension	16.1
11/27/2018	Handwriting	13.5
	Spelling	13.4
	Vocabulary	8.2
	Writing Skills	24.3
	History	
	Social Studies	
	Science	Unit 10 Lesson 2
	Electives	Music: Unit 3 Lesson 1; Art: Unit 5 Lesson 1
Wed	Math	6.12
	Literature and Comprehension	16.2
11/28/2018	Handwriting	14.1
	Spelling	13.5
	Vocabulary	8.4
	Writing Skills	24.4
	History	
	Social Studies	
	Science	
	Electives	
Thurs	Math	6.13
	Literature and Comprehension	16.3
11/29/2018	Handwriting	14.2
	Spelling	14.1
	Vocabulary	8.5
	Writing Skills	24.5
	History	

	Social Studies	
	Science	Unit 10 Lesson 3
	Electives	Music: Unit 3 Lesson 2; Art: Unit 5 Lesson 2
Fri	Math	
	Literature and Comprehension	16.4
11/30/2018	Handwriting	14.3
	Spelling	14.2
	Vocabulary	8.6
	Writing Skills	26.1
	History	4.6
	Social Studies	
	Science	
	Electives	
Looking Ahead:		
Work Sample #2 due 11/27/18		

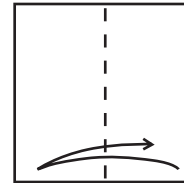
Try It

Step-by-Step Follow the Steps

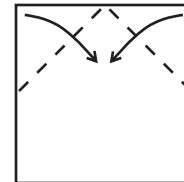
Here is an example of how to write step by step directions.

Follow these steps to make a house from a square of paper.

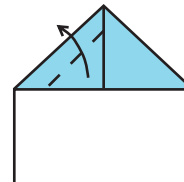
Step 1 Fold a square of paper in half.
Then, unfold it.



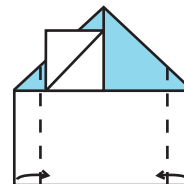
Step 2 Fold in the two top corners to
the center.



Step 3 Fold the tip of one corner up.
The point should stick above the
top of the paper.



Step 4 Fold in the side edges of the paper.



Step 5 Turn the paper over. Add windows
and a door to the house.



Organize Ideas

Here is another example of how to write step by step directions.

How to Use a Graphic Organizer

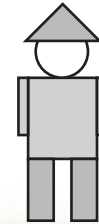
Guided Exercises

A **graphic organizer** helps organize ideas before you begin writing. Some graphic organizers show how steps or ideas are connected in order.



There are four steps to drawing a robot.

- Look at the drawing and think of the steps needed to draw a robot.



Complete the graphic organizer so it shows the steps for drawing a robot. Look at the drawing for ideas. You do not have to write in complete sentences.

Draw a circle.



Draw a rectangle underneath.






Try It

Organize Ideas

Fill In Your Steps

Write a title that tells what your steps are about. Then write the four most important steps in the boxes in the graphic organizer, in order. You do not have to use complete sentences. *You will receive 5 points extra credit if you write in complete sentences!*

How to



WRITING SKILLS

© K12 Inc. All rights reserved.